



aspire

MOBILE AIR CHAIR

Pressure Relief Seating Solution



aspire for...

Comfort

Support

Protection

SmartTilt Lock

True Lay Flat Positioning

Side Transfer Compatible



GILLESPIE'S
HIRE & SALES SERVICE
"Enhancing your quality of life"




The Aspire Mobile Air Chair's unique design promotes skin immersion and envelopment. Pressure on the skin's surface is re-distributed, reducing the risk of pressure injury associated with prolonged sitting or lying.

Ideal for clinical and aged care environments, Genuine Dartex® Fabric Surface and our modular pressure relief system maximise comfort while integrated postural contours support optimal positioning.

The ergonomic and practical design make it safe and easy to manoeuvre and maintain.

ADJUSTABLE FOAM MATRIX

A matrix of air flow chambers promotes skin microclimate and evenly redistributes pressure. A higher-density outer perimeter improves midline sitting, while foam cores are movable for customised positioning



SIDE TRANSFER COMPATIBLE

Allows for easy side patient transfers for improved WH&S



PATIENT SURFACE

Contoured air bladder in the seating surface can be easily inflated and adjusted with the integrated hand pump



*Pictured with Optional Padded Footrest (CHP198860)

ERGONOMIC ATTENDANT GRIP HANDLES

Control levers for tilt & recline, push handle for attendant use



TRUE LAY FLAT POSITIONING

Unique patented design ensures true lay flat positioning whilst SmartTilt intelligently manages chair positioning to prevent unintentional head down Trendelenburg.



GAS ASSISTED TILT AND LEG RECLINE

Gas assisted tilt 25°, recline 90° and Leg raise 90° allows the chair to be positioned for prolonged periods of use, or set to manage posture and lower limb oedema

LOCKABLE CASTORS WITH DIRECTIONAL CONTROL

Front directional castor improves the ability to manoeuvre in a straight line through corridors, making it safer and lighter for attendant use

TECHNICAL SPECIFICATIONS

FEATURES

- Seat Height:** 650mm
- Seat Depth:** 560mm
- Seat Width:** Small - 410mm
Large - 500mm
- Backrest Height:** 630mm
- Overall Height:** 1290mm
- Overall Depth:** 690mm
- Overall Width:** Small - 610mm
Large - 700mm
- Overall Length:** 1200mm
- Tilt Angle:** 0 - 25°
- Leg Raise Angle:** 0 - 90°
- Recline Angle:** 0 - 90°
- SWL:** 180kg



- DVA Contracted
- AS / NZS Approved
- Mobile Air Chair is registered in the ARTG, AUST R ARTG 281678

OPTIONAL ACCESSORIES

- Padded footrest
CHP198860
- Tray Table
CHP198861
- Fold-away Tray Table
CHP198862



INTEGRATED TILT, RECLINE & LEG RAISE CAN BE USED TO ACHIEVE TRUE LAY FLAT POSITIONING

CODE	DESCRIPTION
CHP198850	Mobile Air Chair - Small
CHP198855	Mobile Air Chair - Large

OPTIMAL POSITIONING AND POSTURE

- Gentle contouring in the sacral region assists the user in achieving and maintaining optimal positioning and a midline posture
- In the backrest, a higher-density foam outer perimeter improves midline sitting, while foam cores are movable for customised positioning needs
- Swing-away backrest wings and armrests decrease the demands on carers when transferring and positioning the user

FATIGUE MANAGEMENT

- Integrated tilt, recline and leg raise allow the Aspire Mobile Air Chair to achieve bed-like positioning to facilitate fatigue management and relaxed positioning

OEDEMA MANAGEMENT

- The generous 90° leg raise angle assists with the management of lower limb oedema

SAFE HANDLING

- Ergonomic grip handles assist with leverage, while a directional locking castor makes manoeuvring in a straight line through long corridors easy and safe

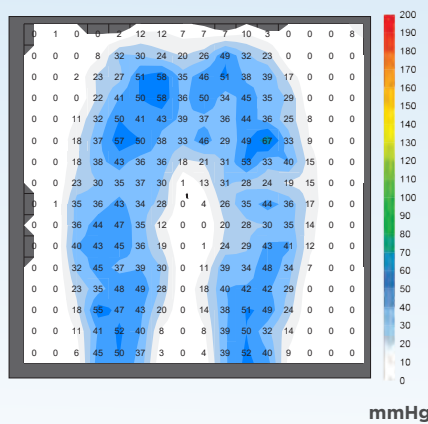
REMOVABLE COVERS

- The cover is easily removed to facilitate laundering or replacement and for compliance with infection control requirements

PRESSURE INJURY MANAGEMENT

- Pressure injury management and prevention is the cornerstone of the Aspire Mobile Air Chair's design
- Figure 1.1 & 1.2 show the pressure mapping performance of the Aspire Mobile Air Chair vs A Leading Product (50kg Female mapped)

FIGURE 1.1 - ASPIRE MOBILE AIR CHAIR

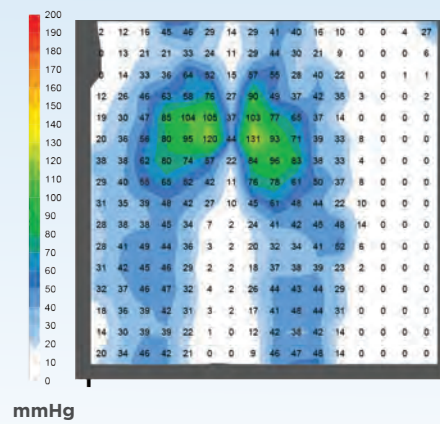


High Pressure

Medium Pressure

No Pressure

FIGURE 1.2 - A LEADING PRODUCT



IMMERSION & ENVELOPMENT

- Lumbosacral contouring intelligently accommodates the gluteal shelf, allowing users to sit right back into the upholstery for improved positioning and immersion
- Designed with Dartex™ PU Fabric to maximise skin Immersion (Figure 1.3) and Envelopment (Figure 1.4) which is fundamental for a support surface to effectively redistribute pressure improving blood flow which promotes healing

FIGURE 1.3

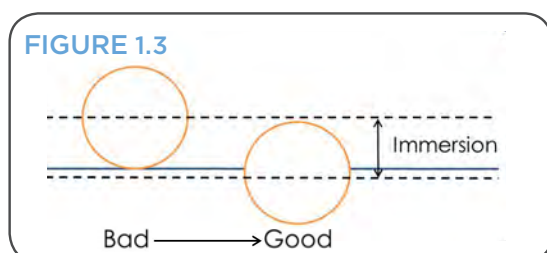
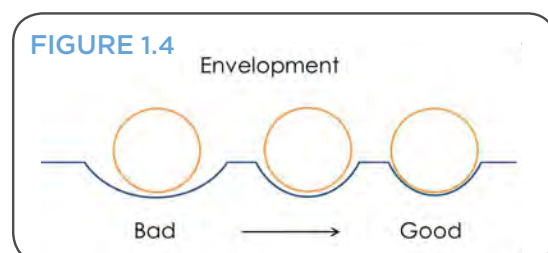


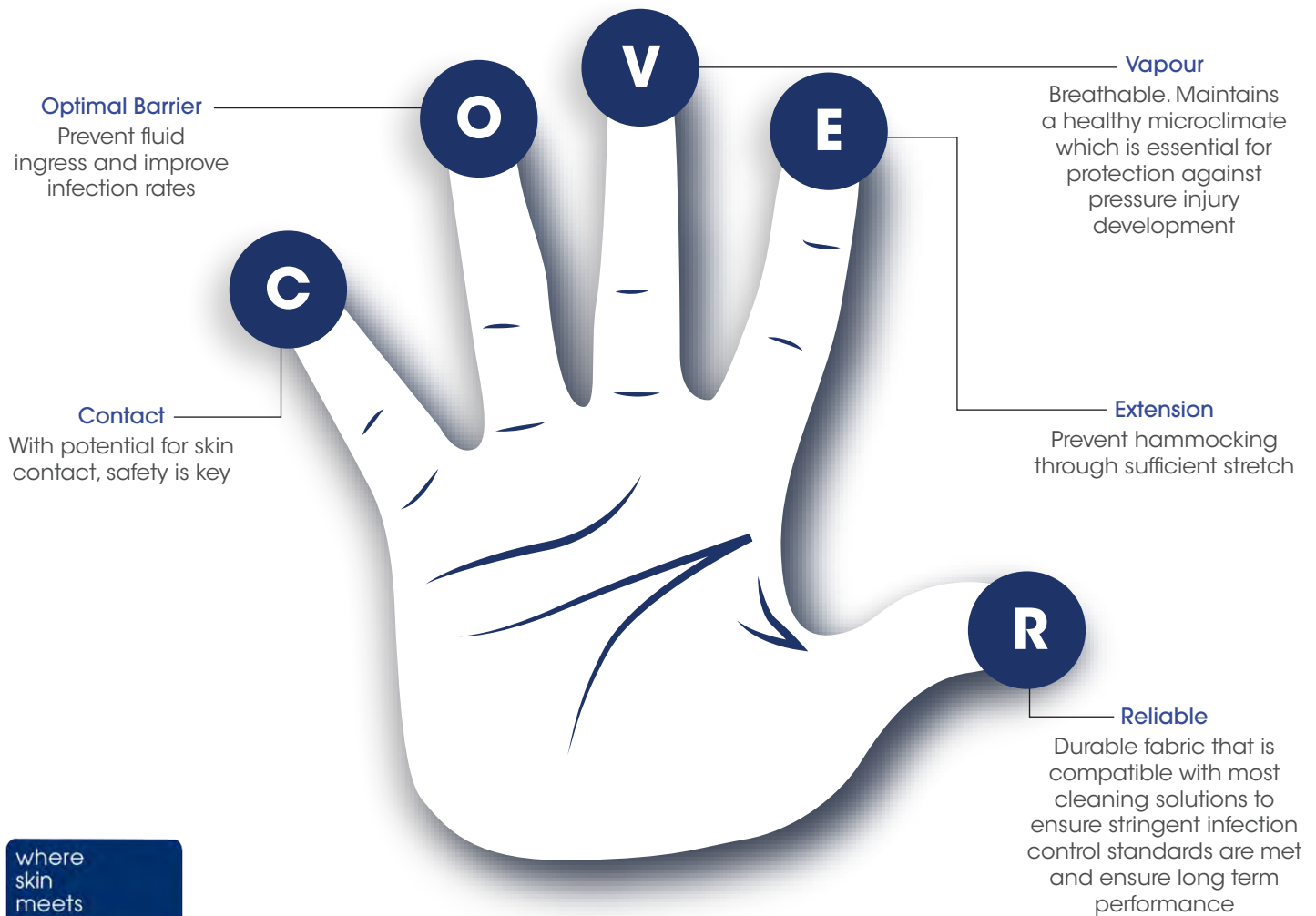
FIGURE 1.4



GENUINE DARTEX® PU FABRIC

Well respected in the healthcare industry, Dartex® PU fabric is the perfect patient surface solution for treatment and management of pressure injuries through it's 5 key characteristics (Figure 1.5).

FIGURE 1.5



FOR YOUR **COVER**

PATIENT & CARER BENEFITS



Designed specifically for pressure care needs



Removable anti-bacterial/anti-microbial cover for infection control management



Waterproof yet breathable for improved skin microclimate



GILLESPIE'S
HIRE & SALES SERVICE
"Enhancing your quality of life"

02 9411-2180
13 Elizabeth Street, Artarmon
www.ghss.com.au